

Arizona Statewide Issues Poll

Prepared for the **State Innovation Exchange** *by* **TargetSmart Research Solutions**
December 2022



Survey Methodology



TargetSmart designed and administered this multi-modal survey. The survey reached **800 adults**, age 18 or older, who indicated they were registered to vote in Arizona. The survey was conducted **December 17-20, 2022**, via live phones with trained operators, online via a link from a direct SMS, and online through Dynata's web panel and matched back to the voter file.

The phone sample was randomly selected from TargetSmart's enhanced voter file. Sixty-three percent of respondents were reached on phones (64 percent weighted). Twenty-five percent of respondents completed the survey online and were reached via SMS (24 percent weighted). Thirteen percent of respondents were recruited from Dynata's web panel and matched to TargetSmart's voterfile (12 percent weighted).

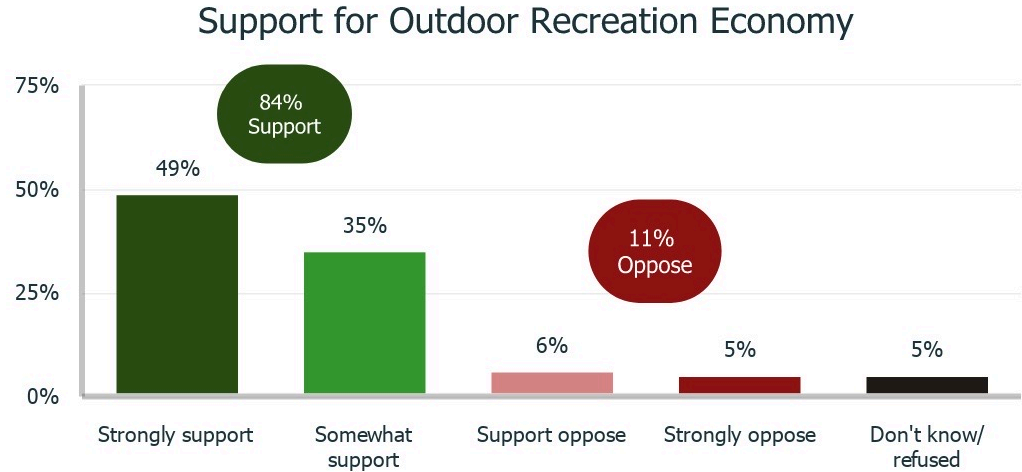
Quotas were assigned to reflect the demographic distribution of **registered voters in Arizona**. The data were weighted by gender, age, race on file, party registration, TargetSmart Off-Year Election Turnout Score, TargetSmart High School Only Score, self-reported 2020 presidential vote, and region by county and Maricopa Senate District to ensure an accurate reflection of the population.

Percentage totals may not add up precisely due to rounding. The credibility interval (the theoretical margin of error for a blended-methodology poll that relies partially on telephone-based probability sampling, and partially on non-probability based online panel sampling) is **+/- 3.5%**.



Over 8-in-10 support prioritizing outdoor recreating economy

The outdoor recreation economy generates \$5 billion in wages and salaries for Arizonians. This economic impact relies on public lands to support the over 100,000 outdoor recreation jobs in Arizona.



Q. 29 Do you support or oppose measures by the State to prioritize access, funding, and acquisition of public lands for parks, trails and wildlife habitat to bolster the outdoor recreation economy?



Almost all Arizonans support maintaining Arizona Scenic Trail

The Arizona National Scenic Trail, an 800-mile non-motorized path throughout the state, benefits people, outdoor businesses, public safety, access to public lands, and community health and wellness.

Support for Arizona Scenic Trail

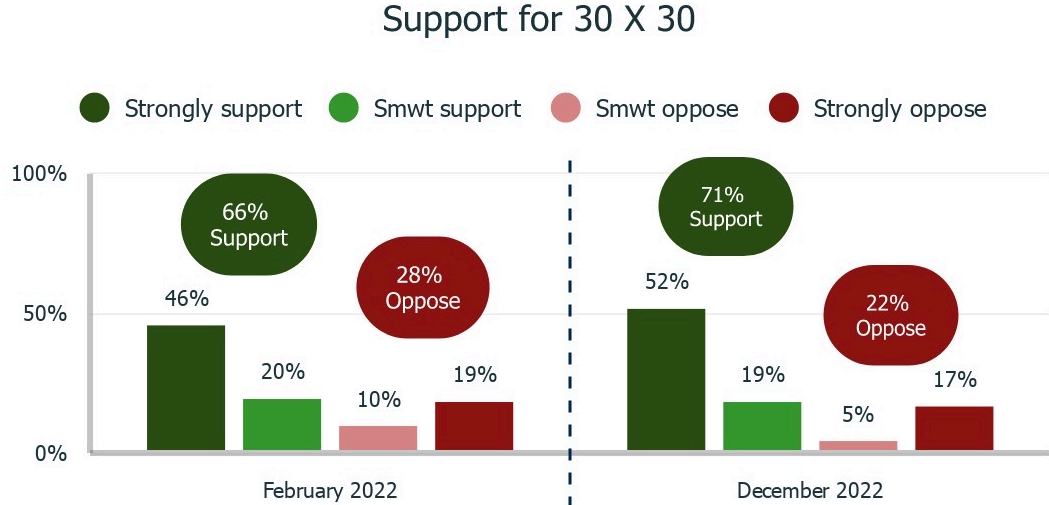


Q. 27 Do you support or oppose funding and legislation to protect and maintain the Arizona National Scenic Trail?



Majority of voters strongly support conservation effort 30 X 30

In 2021, the Biden Administration established a national goal to conserve at least 30 percent of U.S. lands and freshwater and 30 percent of U.S. ocean areas by 2030, an initiative commonly referred to as 30 by 30. This initiative seeks to reverse the negative impacts of climate change by protecting more natural areas and improving access for all Arizonians.



Q. 26 Do you support or oppose conserving at least 30 percent of U.S. lands and freshwater and 30 percent of U.S. ocean areas by 2030?



Overwhelming support for restoring Arizona State Parks Heritage Fund

In 2010 the Arizona Legislature removed \$10 million annually from the Arizona State Parks Heritage Fund, a voter-approved measure to support local, regional, and state parks; trails and open spaces; and cultural heritage sites that support local economies.

Support for Arizona State Parks Heritage Fund

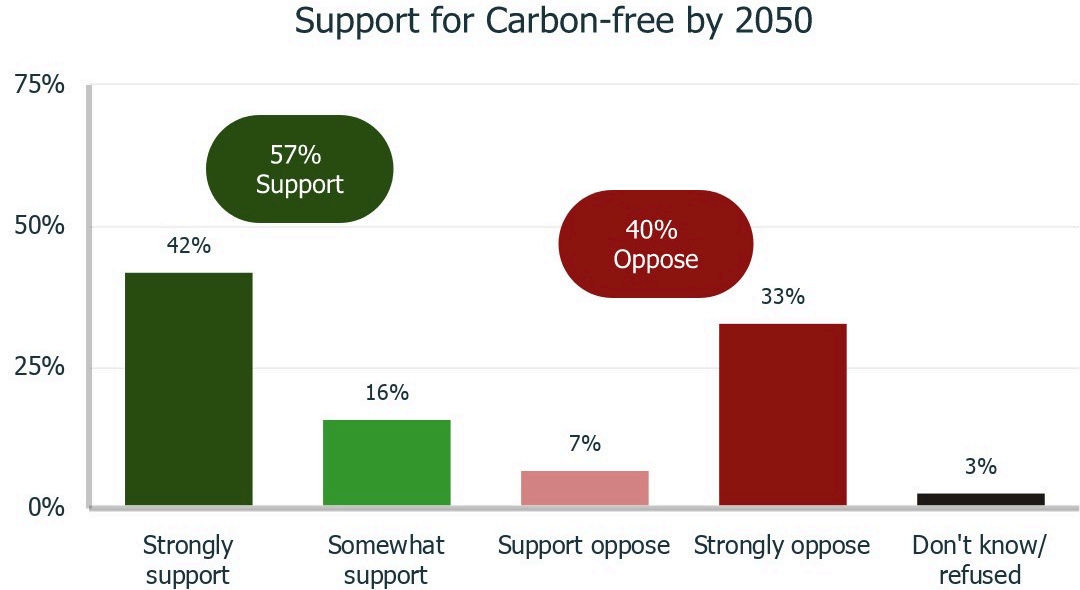


Q. 28 Do you support or oppose the Arizona legislature permanently restoring this funding for the Arizona State Parks Heritage Fund?



Arizonans divided on carbon-free proposal

During her campaign, Governor-Elect Hobbs released a “Resilient Arizona” plan that calls for Arizona to be carbon-free by 2050 to address our climate crisis.

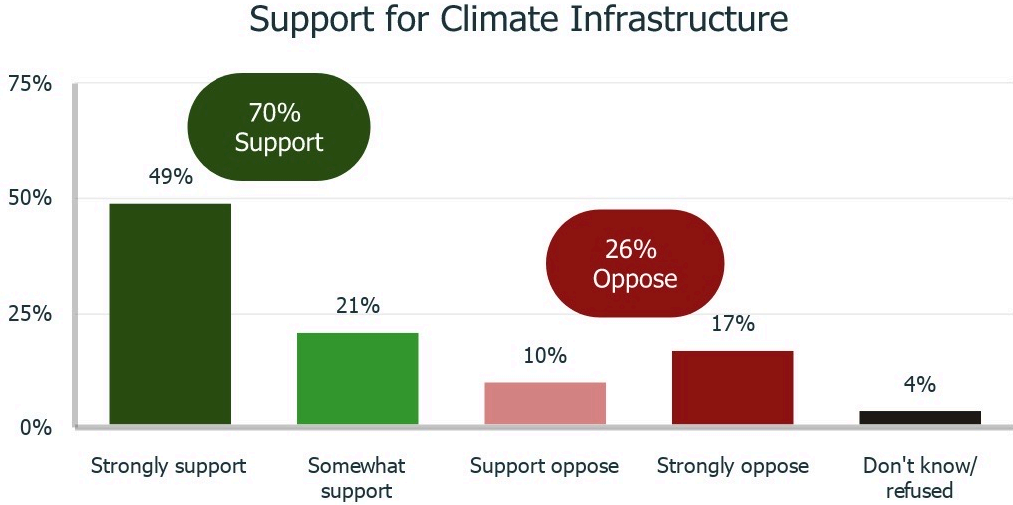


Q. 30 Do you support or oppose this goal of being carbon-free by 2050?



7-in-10 voters support using infrastructure funds to address climate

Arizona is eligible to receive federal infrastructure funding to address the climate crisis and build more renewable energy, invest in water and drought resiliency, reduce carbon pollution, support energy efficiency, and improve rural energy reliability.

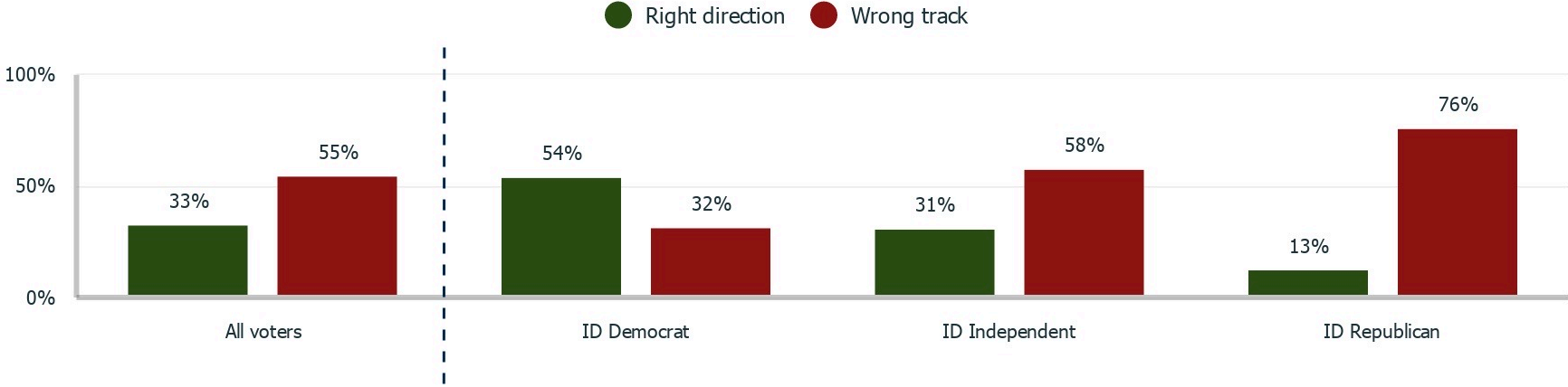


Q. 31 Do you support or oppose these investment opportunities?



Majority of voters feel Arizona is on the wrong track; partisan divide measured

Arizona State Direction

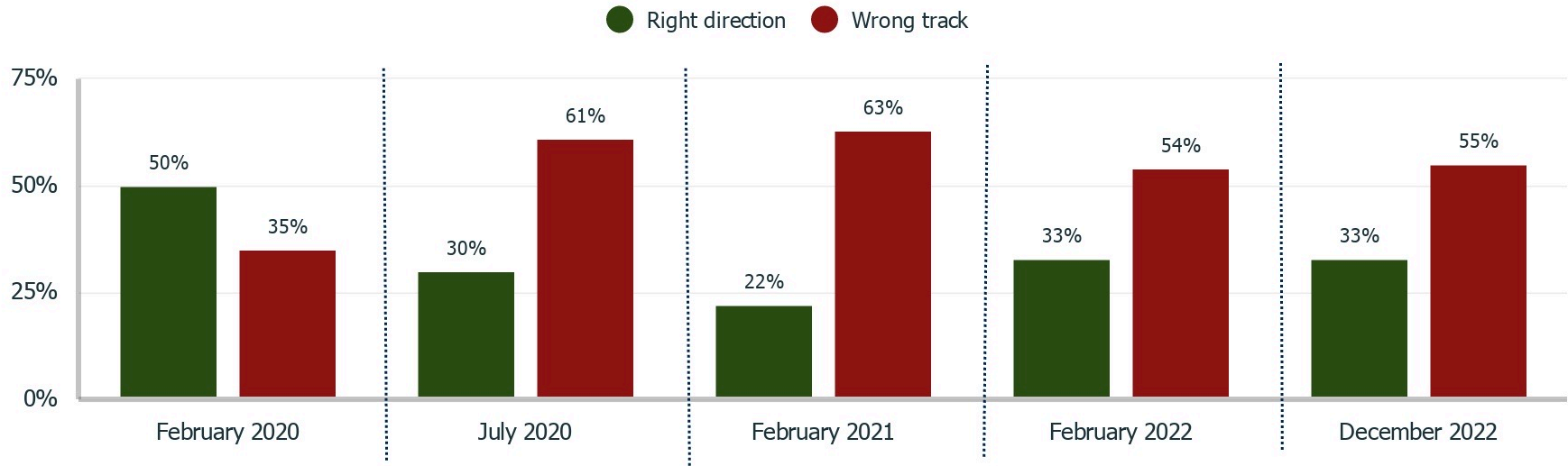


Q.8 Generally speaking, do you think that things in Arizona are going in the right direction, or do you feel things have gotten pretty seriously off on the wrong track?



Voters remain pessimistic about direction of state

Arizona State Direction - Time Series

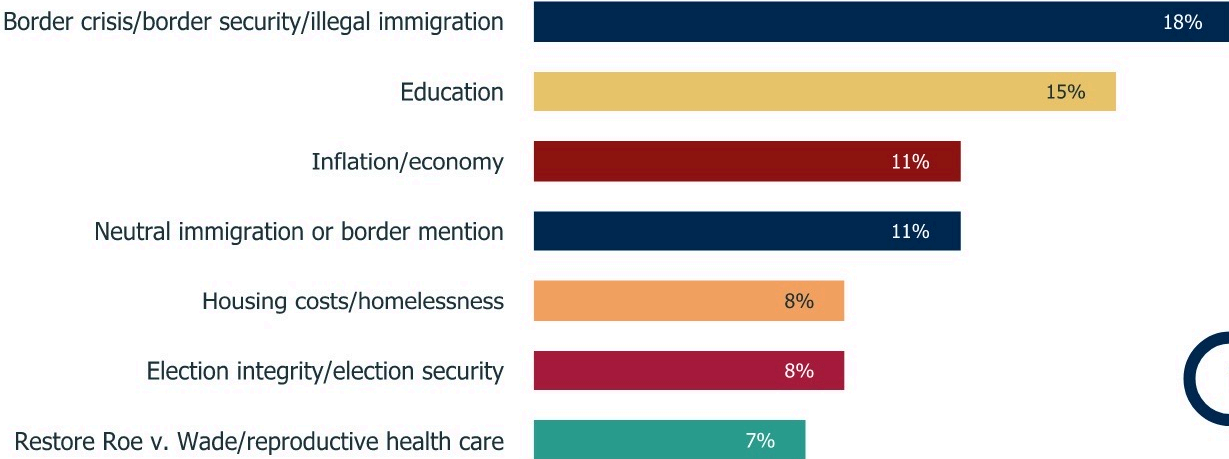


Q.8 Generally speaking, do you think that things in Arizona are going in the right direction, or do you feel things have gotten pretty seriously off on the wrong track?



Immigration and the border most mentioned policy priorities

Biggest Policy Issue over 5%



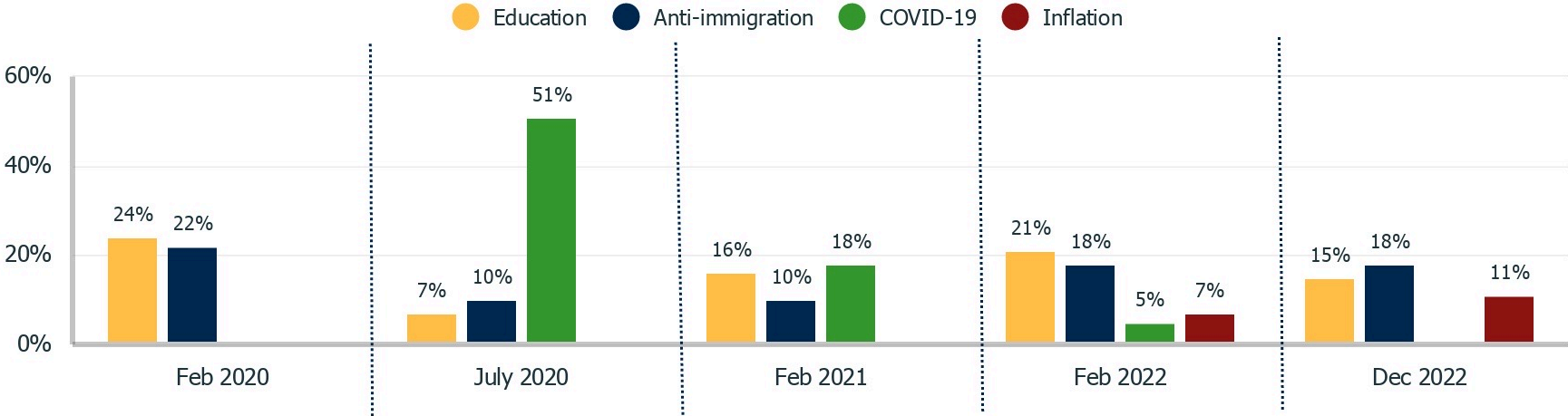
Total immigration statement: 29%

Q.9 What would you say is the biggest policy issue that you would like the Arizona Legislature to prioritize?



Education and immigration have consistently been at the top of the policy priorities since 2020

Biggest Policy Issue by Survey Wave



Q.9 What would you say is the biggest policy issue that you would like the Arizona legislature to prioritize?



Concerns among Democrats are relatively diffuse compared to Republicans

Biggest Policy Issue by Party ID




ID Democrat

- **Education** - 22%
- **Restore Roe v. Wade/reproductive health care** - 13%
- **Inflation/economy** - 11%
- **Housing costs/homelessness** - 11%



ID independent

- **Immigration/border statement** - 24%
- **Education** - 13%
- **Inflation/economy** - 11%



ID Republican

- **Immigration/border statement** - 52%
- **Inflation/economy** - 12%
- **Election integrity/election security/voter fraud/voter ID laws** - 12%

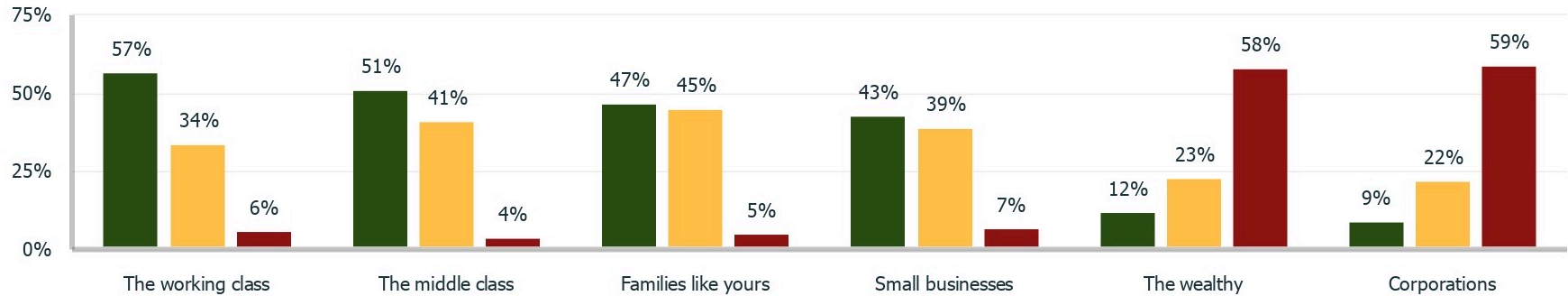
Q.9 What would you say is the biggest policy issue that you would like the Arizona Legislature to prioritize?



Most believe the wealthy and corporations pay less than their fair share in taxes while the working class pays more

Pays Fair Share of Taxes

● More than their fair share ● About their fair share ● Less than their fair share



Q.12 Now please tell me if you think each of the following groups of people in Arizona are paying more than their fair share in state and local taxes, less than their fair share in state and local taxes, or about their fair share in state and local taxes.



Strong partisanship divide, with only 3-in-10 Republicans saying corporations and the wealthy are paying too little

Pays Fair Share of Taxes by Party Registration, Urbanicity, and Race

	Paying LESS than their fair share	
	Corporations	The wealthy
Total	59%	58%
Democrat	86%	82%
Unaffiliated	58%	61%
Republican	35%	32%
Rural	50%	46%
Suburban	62%	60%
Urban	61%	62%
White	60%	59%
Black	65%	66%
Hispanic	51%	54%
POC	57%	58%



Almost 6-in-10 voters reject regressive corporate tax cuts and austerity measures

57%



KEEP CORPORATE TAXES

The last thing we need is more tax cuts for politically connected Arizona corporations that already don't pay their fair share, making record profits while we continue to underpay teachers and underfund our schools.

36%



CUT CORPORATE TAXES

We should cut taxes for corporations in Arizona to help bring down the costs of everyday essentials and ensure we remain one of the best states in the nation to do business.

Q.22 Please indicate which of the following statements about taxes comes closer to your own view, even if neither one of them is exactly right.



Democrats overwhelmingly support keeping corporate taxes

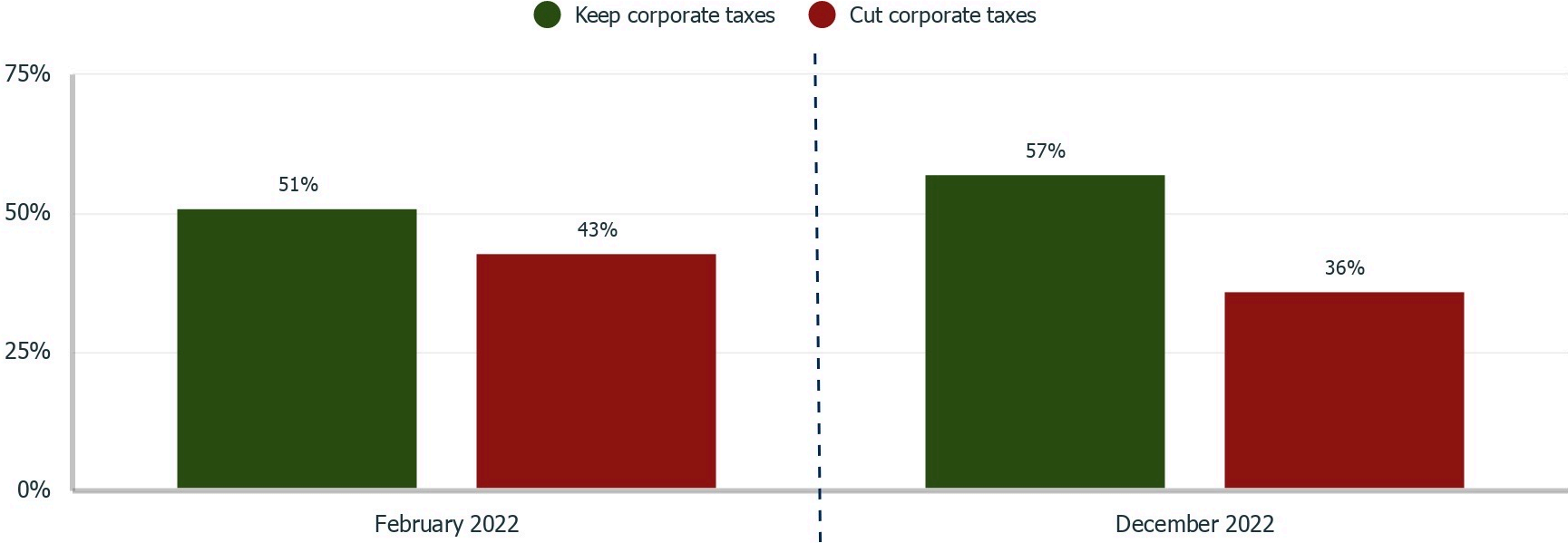
Tax Statements by Party Registration, Urbanicity, and Race

	Keep Corporate Taxes	Cut Corporate Taxes
Total	57%	36%
Democrat	83%	13%
Unaffiliated	61%	30%
Republican	28%	62%
Rural	46%	48%
Suburban	61%	30%
Urban	59%	34%
White	57%	35%
Black	55%	38%
Hispanic	57%	35%
POC	57%	35%



Slight uptick in support for keeping corporate taxes

Keeping Corporate Taxes vs. Cutting Corporate Taxes, Time Series



Majority of voters strongly support paid family leave

Create a paid family leave program that will allow Arizona workers to have paid time off to care for a new child or sick loved one.

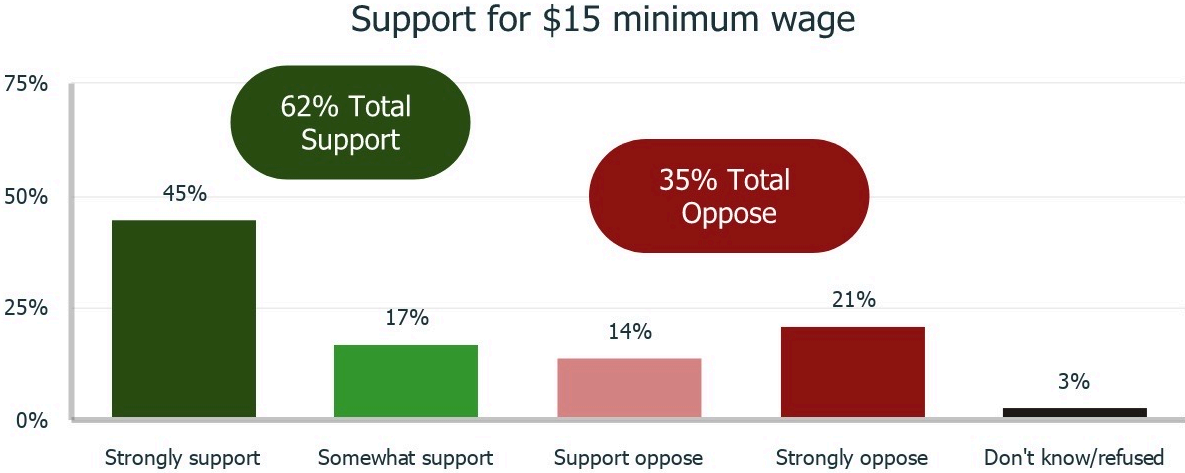


Q.11 Now I am going to ask you for your opinion on some benefit and wage related proposals that may be considered by the Arizona State Legislature this year. Please tell me whether you support or oppose each of these proposals.



Broad majority of Arizona voters support a \$15 minimum wage

Increase Arizona's minimum wage to fifteen dollars an hour.



Q.11 Now I am going to ask you for your opinion on some benefit and wage related proposals that may be considered by the Arizona State Legislature this year. Please tell me whether you support or oppose each of these proposals.



\$15 minimum wage more divisive along party lines

Benefit Proposals by Party Registration and Urbanicity

	Paid Family Leave		\$15 Minimum Wage	
	Total Support	Total Oppose	Total Support	Total Oppose
Total	82%	15%	62%	35%
Democrat	95%	2%	91%	8%
Unaffiliated	90%	9%	67%	30%
Republican	63%	33%	31%	64%
Rural	70%	28%	50%	48%
Suburban	84%	12%	62%	33%
Urban	88%	9%	69%	30%



PFL receives broader support across demographics

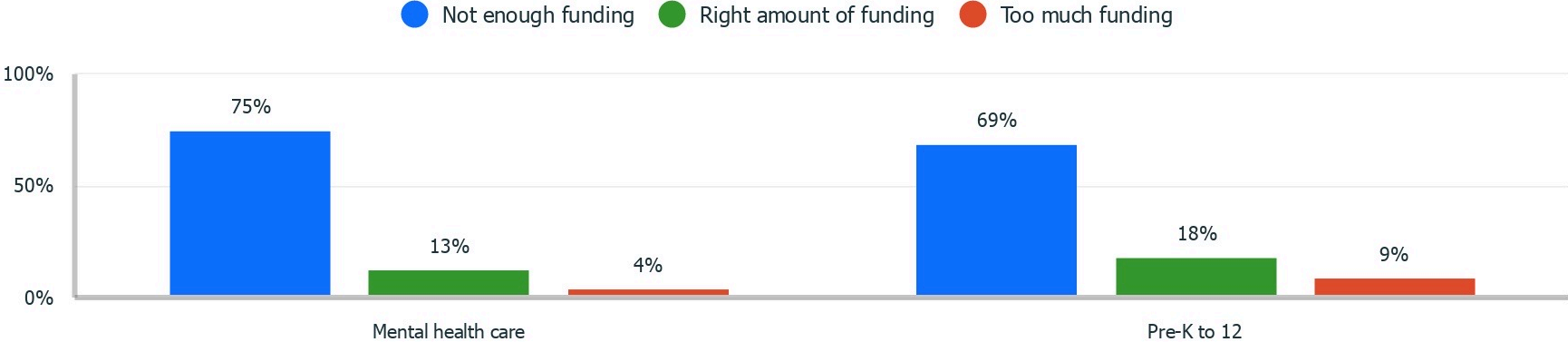
Benefit Proposals by Gender, Race, Age, and Education by Race

	Paid Family Leave		\$15 Minimum Wage	
	Total Support	Total Oppose	Total Support	Total Oppose
Total	82%	15%	62%	35%
Men	79%	18%	57%	40%
Women	85%	11%	68%	30%
White	81%	17%	60%	37%
Black	91%	6%	79%	21%
Hispanic	86%	11%	67%	30%
POC	87%	10%	69%	29%
18-49	89%	9%	65%	34%
50+	76%	20%	60%	35%
White college	82%	16%	63%	36%
White non-college	79%	17%	59%	38%
POC college	85%	15%	66%	34%
POC non-college	90%	5%	75%	24%



Broad swaths of voters think mental health care and pre-K to 12 education are underfunded in Arizona

Amount of Funding from State of Arizona

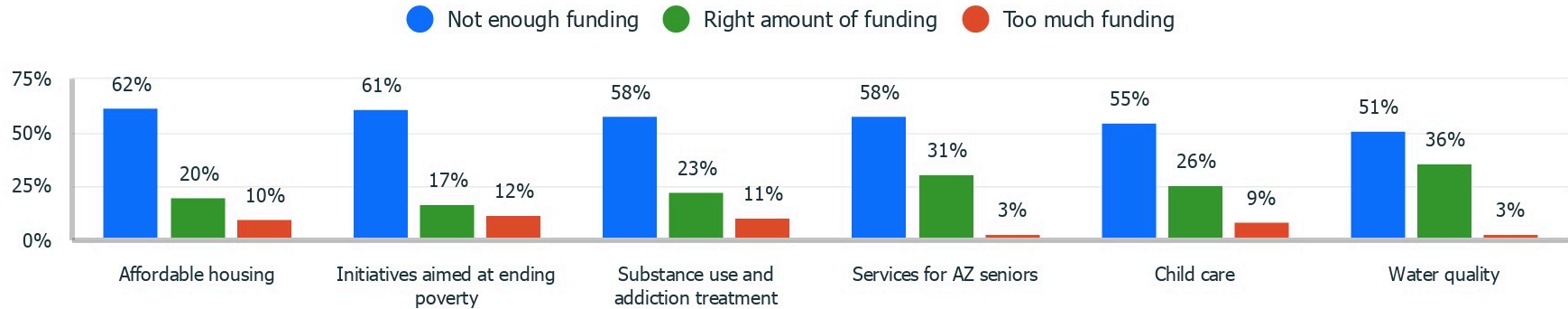


Q.13 Now, I am going to ask you about some services that receive funding from the state of Arizona. Please tell me whether you think each service receives too much funding, not enough funding, or the right amount of funding.



And most see affordable housing, poverty initiatives, addiction treatment, services for seniors, child care, and water quality as underfunded as well

Amount of Funding from State of Arizona

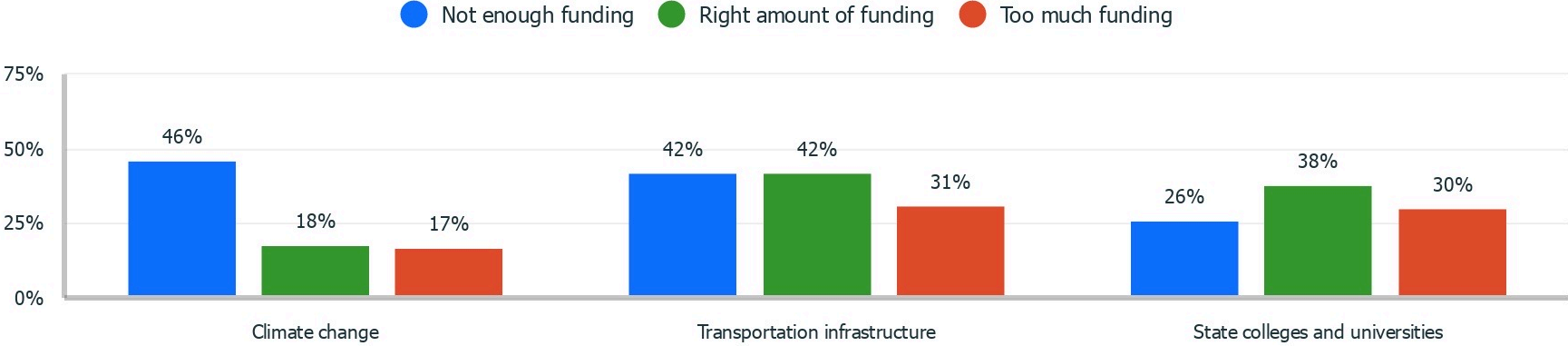


Q.13 Now, I am going to ask you about some services that receive funding from the state of Arizona. Please tell me whether you think each service receives too much funding, not enough funding, or the right amount of funding.



Less than half of voters view other services as underfunded

Amount of Funding from State of Arizona

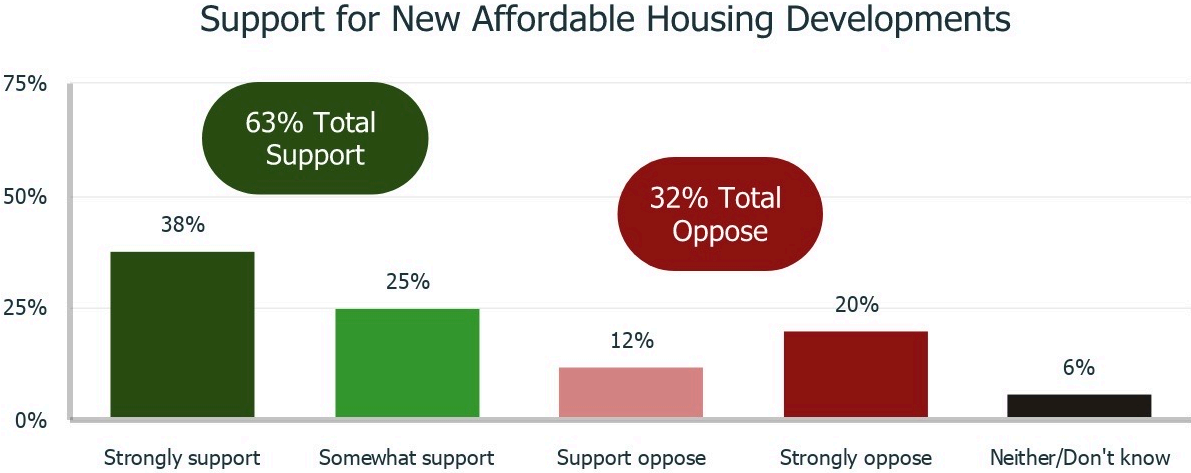


Q.13 Now, I am going to ask you about some services that receive funding from the state of Arizona. Please tell me whether you think each service receives too much funding, not enough funding, or the right amount of funding.



Majority of voters support additional affordable housing

New affordable housing developments in your neighborhood



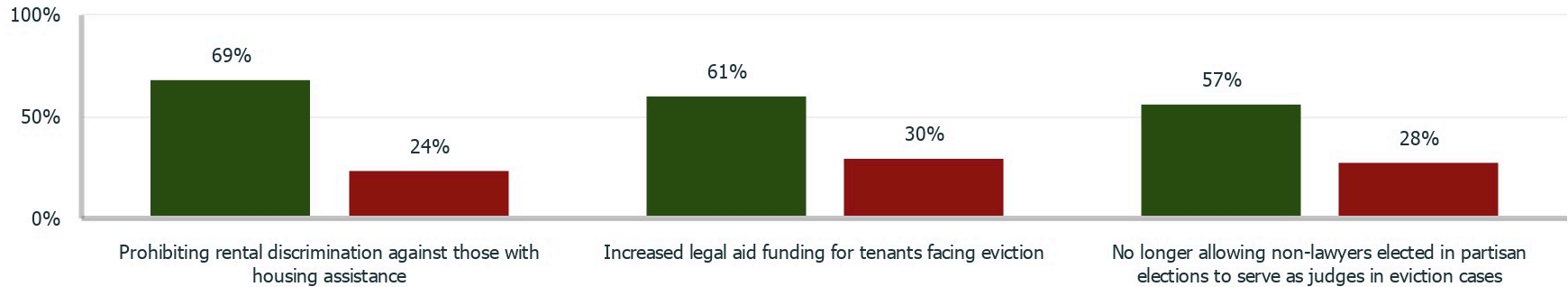
Q.14 Now I am going to ask you for your opinion on some proposals related to housing that may be considered by the Arizona State Legislature this year. Please tell me whether you support or oppose each of these proposals.



Majorities of voters support housing proposals that will assist tenants

Support for Housing Proposals

● Total Support ● Total Oppose

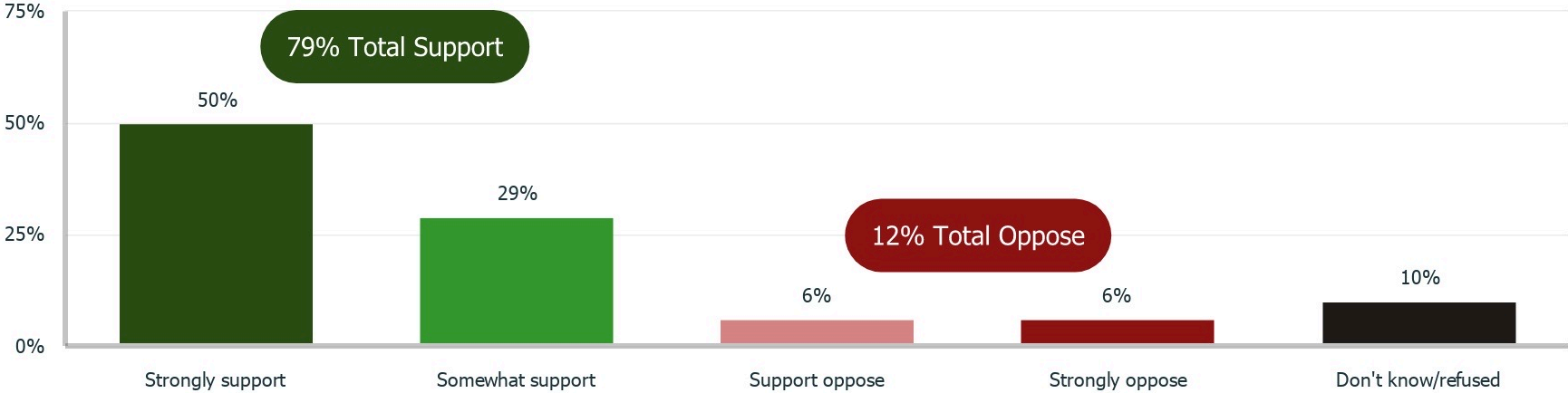


Q.14 Now I am going to ask you for your opinion on some proposals related to housing that may be considered by the Arizona State Legislature this year. Please tell me whether you support or oppose each of these proposals.



Medicaid coverage of dental care overwhelmingly popular

Support for Medicaid including Dental Care

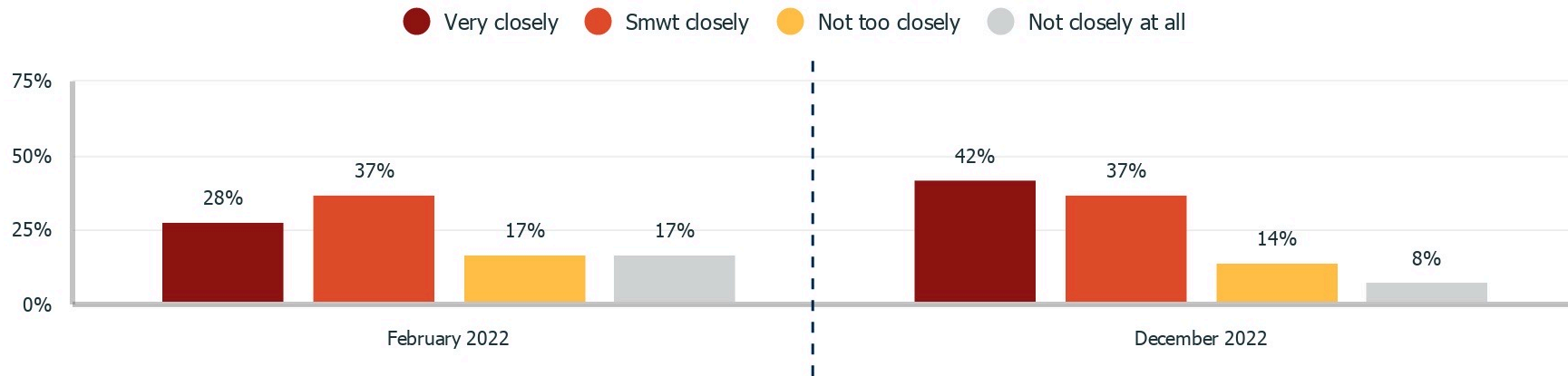


Q. 15 Do you support or oppose Arizona's Medicaid system including dental care?



Far more Arizonans are paying close attention to abortion news than were in February

Following Abortion News

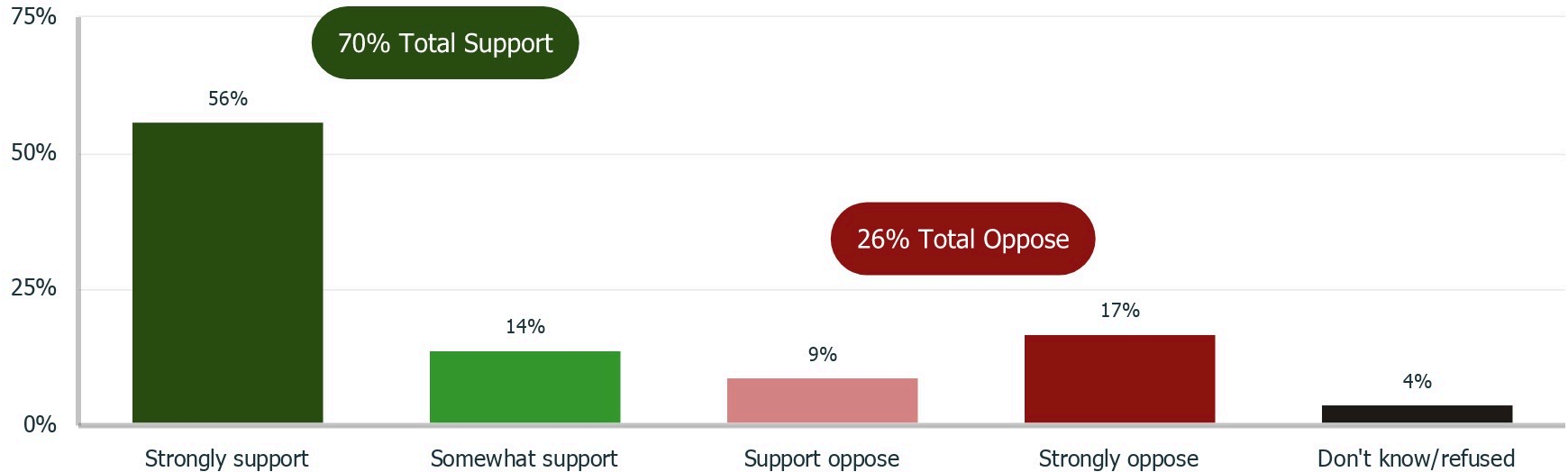


Q. 14 (Feb) and Q.16 (December) How closely would you say you are following news about the issue of abortion these days -- very closely, somewhat closely, not too closely, or not closely at all?



Majority of voters strongly support abortion access

Support for Access to Legal Abortion



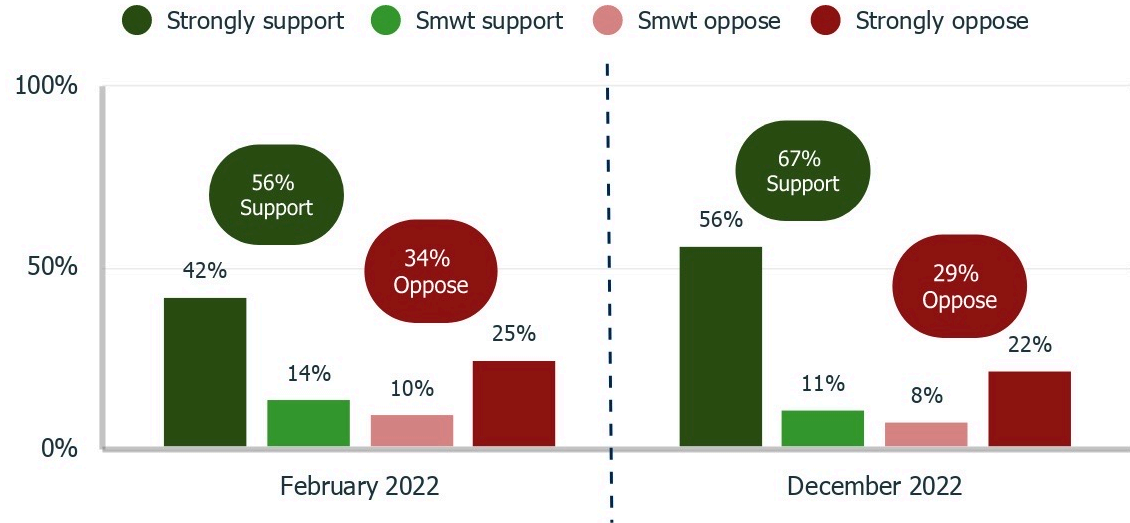
Q. 17 Do you support or oppose Arizona women having access to legal abortion?



Almost 6-in-10 strongly reject 1901 abortion ban

As you may know, a 1901 Arizona law bans all abortions in the state, including for cases of rape and incest, except to save the life of the mother. The law includes 2 to 5 years in state prison for doctors or anyone else who helps a woman get an abortion.

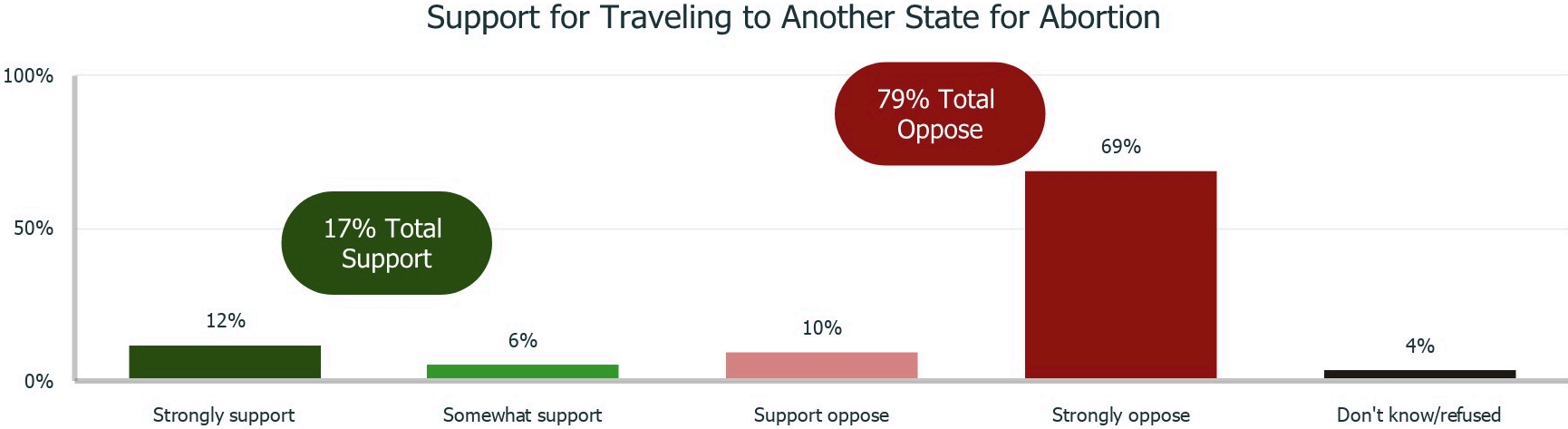
Support for 1901 Ban Repeal



Q. 18 Do you support or oppose an effort to repeal the 1901 ban and pass a law that protects access to legal abortion in Arizona?



Nearly 7-in-10 strongly oppose criminalizing traveling out of state for an abortion



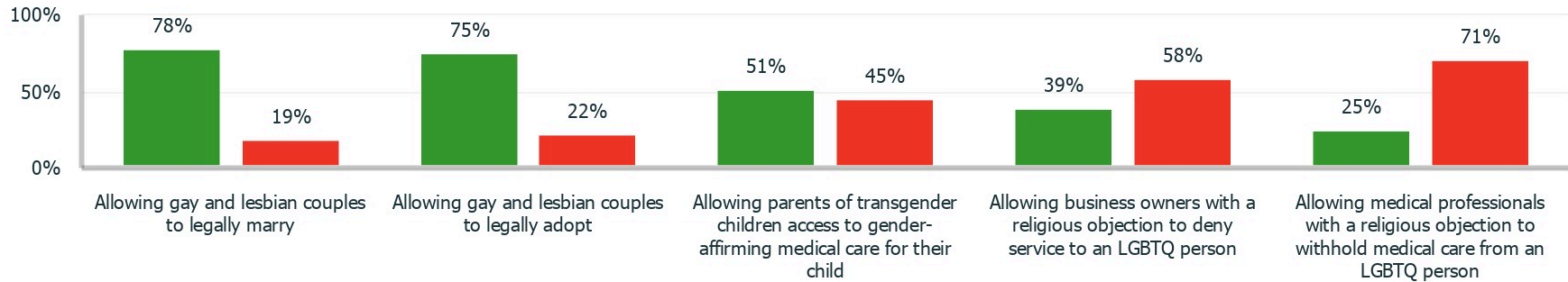
Q. 21 Do you support or oppose the Arizona State Legislature criminalizing women in Arizona traveling to another state to get an abortion and returning to Arizona?



Voters broadly opposed to LGBTQ discrimination; more divided on transgender care

Support for LGBTQ Protections

● Total Support ● Total Oppose

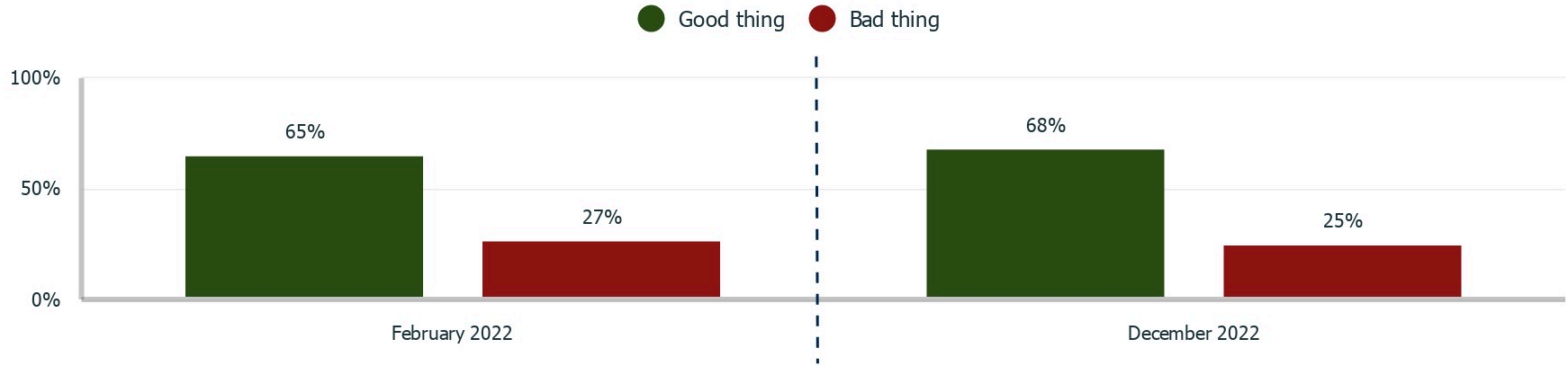


Q. 19 Now I am going to ask you for your opinion on some proposals related to LGBTQ rights that may be considered by the Arizona state legislature this year. Please tell me whether you support or oppose each of these proposals.



Almost 7-in-10 feel vote-by-mail should be preserved; support is stable from last February

Support for Preserving Vote-by-Mail, Across Survey Waves



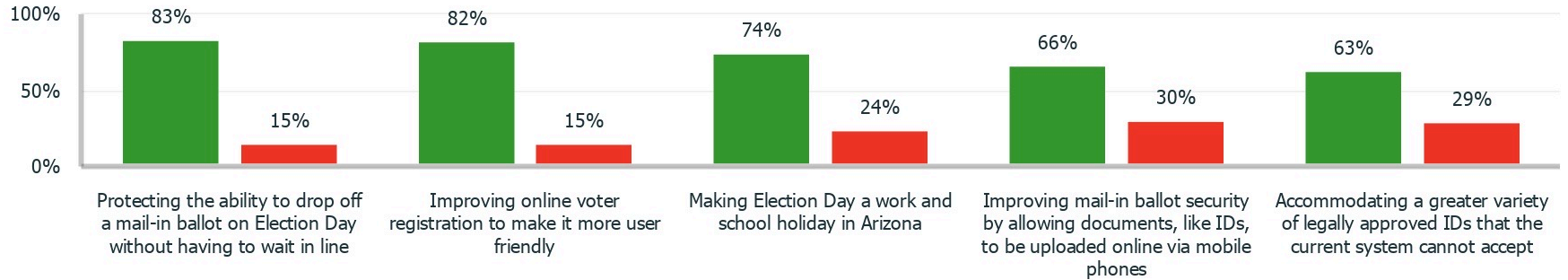
Q. 24 Do you think it would be a good thing or bad thing for Arizona to preserve vote-by-mail and make early voting more widely accessible?



Broad support for policies that make voting more accessible

Support for Democracy Proposals

● Total Support ● Total Oppose



Q. 25 Now I am going to ask you for your opinion on some proposals related to elections and democracy that may be considered by the Arizona state legislature this year. Please tell me whether you support or oppose each of these proposals.



Questions?



Ben Lazarus

Director of Research Solutions

TargetSmart

ben.lazarus@targetsmart.com

m: (734) 649-3438